

Scaled data based on original data using
LM-79-08 Approved Method: Electrical and Photometric Measurements of Solid-
State Lighting Products

Test Report Prepared for
Cooper Lighting Solutions
(formerly Eaton)

Brand: STREETWORKS

Report Number: P382878

Luminaire Tested: **GAN-SA2C-735-U-5MQ**

Issue Date: 3/3/2020

Test Information

Test Method: LM-79-08
Report Number: P382878
TEST IS SCALED FROM IESNA LM-79-08 TEST DATA (G2-1903-205-6)
Test Lab: INNOVATION CENTER
Issue Date: 3/3/2020
Manufacturer: COOPER LIGHTING SOLUTIONS (FORMERLY EATON)
Product Line: STREETWORKS
Catalog Number: GAN-SA2C-735-U-5MQ
Description: GALLEON AREA AND ROADWAY LUMINAIRE
(2) 70 CRI, 3500K, 1050mA LIGHTSQUARES WITH 16 LEDS EACH AND TYPE V
MEDIUM OPTICS
Light Source: -
Ballast/Driver: ELECTRONIC DRIVER

Summary

Lumens per Lamp: N/A
Luminaire Lumens: 14162.3 lumens
Efficiency: N/A
Efficacy: 125.3 lumens/watt
Luminous Opening: Rectangular (W 0.5' x L: 1' x H: 0')
IES Classification: Type V - Short
BUG Rating: B4 - U0 - G2

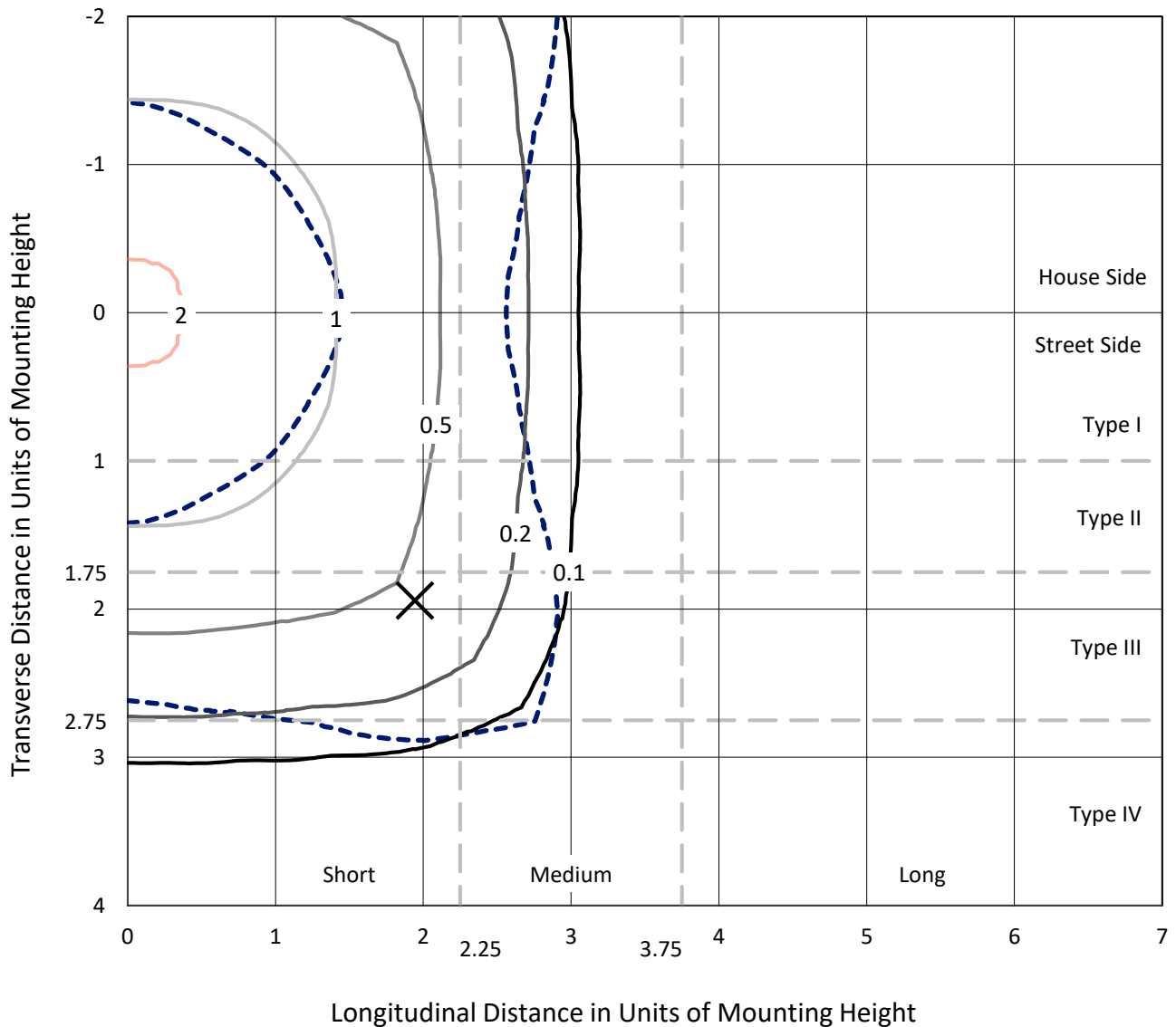
Input Watts (W): 113
Input Voltage (V): NR
Input Current (Ain): NR
Voltage Rise (V): NR
Power Factor: NR
Total Harmonic Distortion (THDi): NR
Frequency (hertz): 60
Stabilization Time: NR
Operation Time: NR
Ambient Temperature (°C): NR
Test Distance: 24 FT



REPORT NUMBER: P382878
 CATALOG NUMBER: GAN-SA2C-735-U-5MQ

Iso-Footcandle Lines of Horizontal Illumination

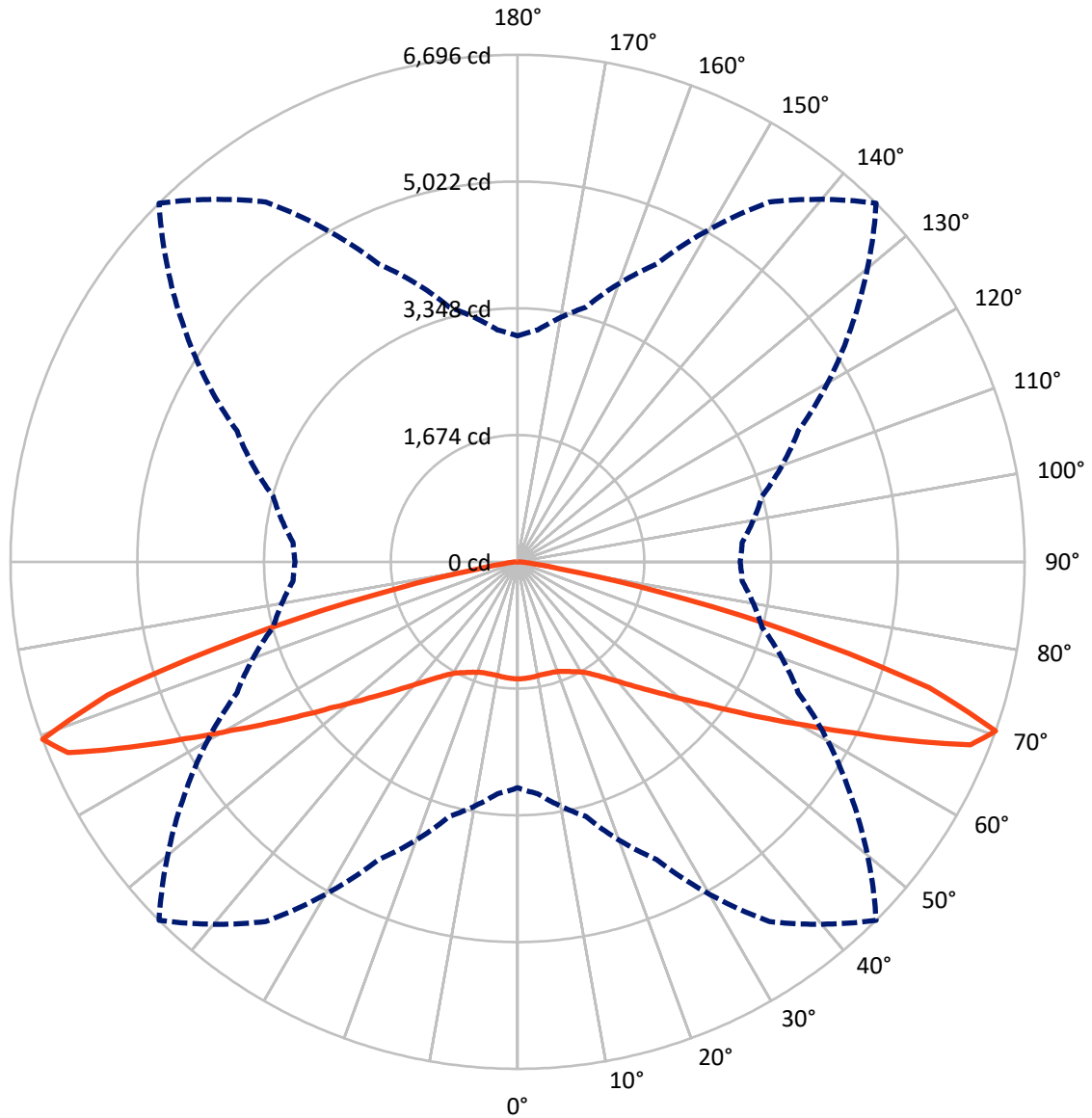
✕ Max cd
 - - - 1/2 Max cd



Based on 25 foot mounting height. Maximum calculated value = 2.5 fc
 Type V - Short - N/A

REPORT NUMBER: P382878
CATALOG NUMBER: GAN-SA2C-735-U-5MQ

Luminous Intensity Polar Plot



— Vertical Plane Through 45-Deg Lateral - - - Horizontal Cone Through 70-Deg Vertical

REPORT NUMBER: P382878
 CATALOG NUMBER: GAN-SA2C-735-U-5MQ

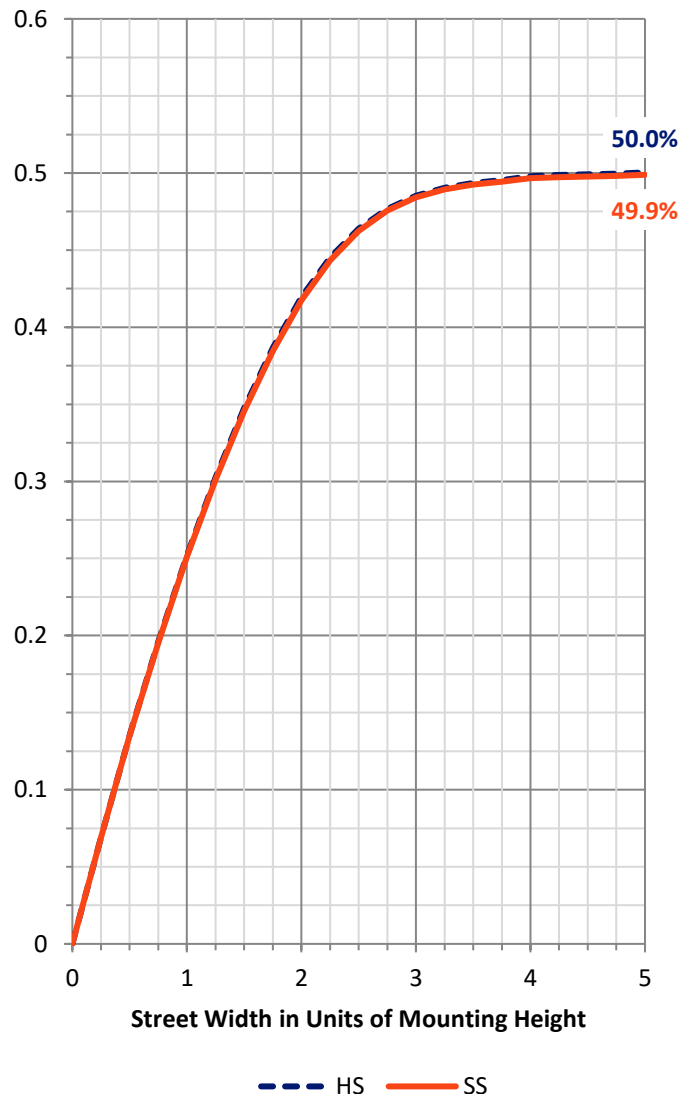
FLUX DISTRIBUTION:

		Downward	Upward	Total
House Side	Lumens	7081.2	0.0	7081.2
	% Fixture	50.0	0.0	50.0
Street Side	Lumens	7081.2	0.0	7081.2
	% Fixture	50.0	0.0	50.0
Total	Lumens	14162.3	0.0	14162.3
	% Fixture	100.0	0.0	100.0

ZONAL LUMENS:

Zone	Lumens	% Fixture
0°-10°	146.5	1.0
10°-20°	430.1	3.0
20°-30°	732.1	5.2
30°-40°	1161.1	8.2
40°-50°	1889.5	13.3
50°-60°	3115.4	22.0
60°-70°	4573.6	32.3
70°-80°	2022.4	14.3
80°-90°	91.6	0.6
90°-100°	0.0	0.0
100°-110°	0.0	0.0
110°-120°	0.0	0.0
120°-130°	0.0	0.0
130°-140°	0.0	0.0
140°-150°	0.0	0.0
150°-160°	0.0	0.0
160°-170°	0.0	0.0
170°-180°	0.0	0.0
0°-90°	14162.3	100.0
0°-180°	14162.3	100.0

Coefficient of Utilization

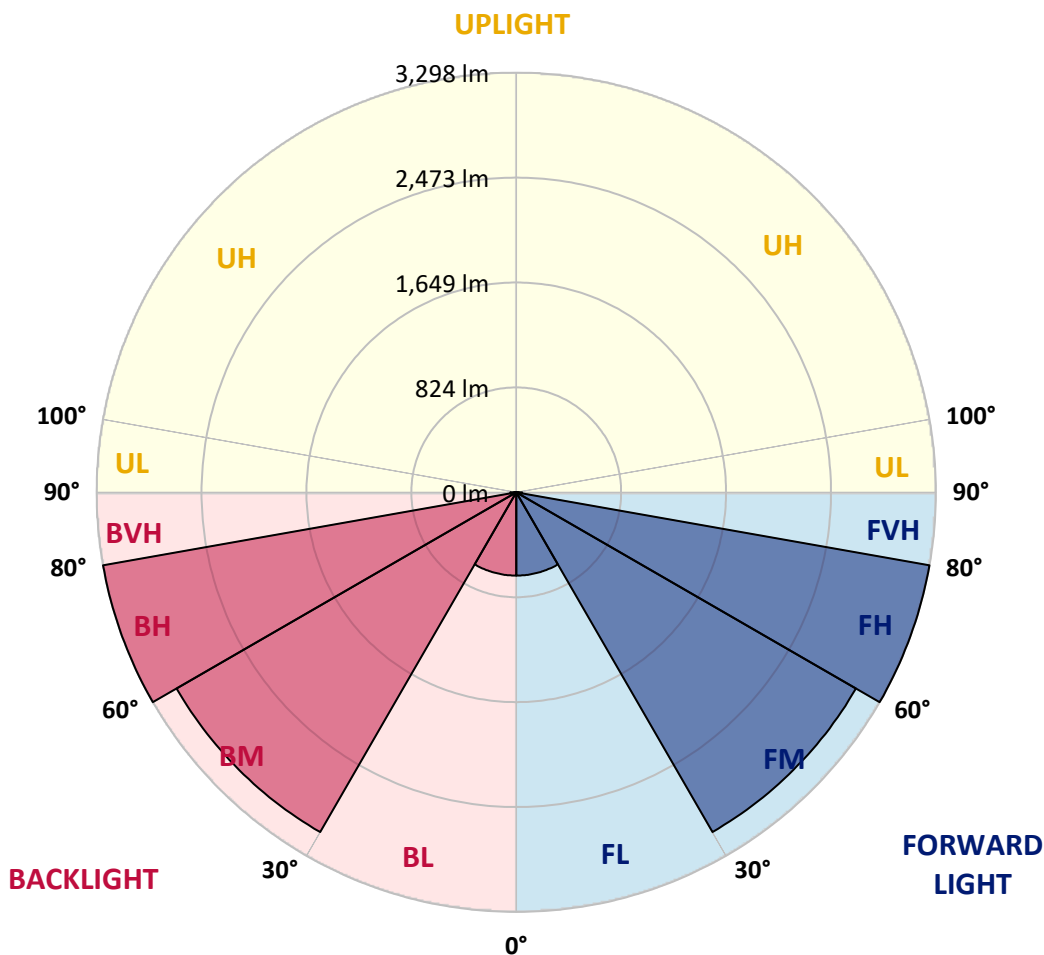


REPORT NUMBER: P382878
 CATALOG NUMBER: GAN-SA2C-735-U-5MQ

LUMINAIRE CLASSIFICATION SYSTEM LUMEN TABLE AND BUG RATING:

Zone	Lumens	% Fixture	Zone Rating/Lumen Limit		
			B	U	G
FL (0°-30°)	654.3	4.6			
FM (30°-60°)	3083.0	21.8			
FH (60°-80°)	3298.0	23.3			G2/5000
FVH (80°-90°)	45.8	0.3			G1/100
BL (0°-30°)	654.3	4.6	B2/1000		
BM (30°-60°)	3083.0	21.8	B3/5000		
BH (60°-80°)	3298.0	23.3	B4/5000		G2/5000
BVH (80°-90°)	45.8	0.3			G1/100
UL (90°-100°)	0.0	0.0		U0/0	
UH (100°-180°)	0.0	0.0		U0/0	

BUG Rating: B4-U0-G2
 Type V Short





REPORT NUMBER: P382878
 CATALOG NUMBER: GAN-SA2C-735-U-5MQ

CANDELA DISTRIBUTION (FULL):

	0°	5°	15°	25°	35°	45°	55°	65°	75°	85°	90°
0°	1546.7	1546.7	1546.7	1546.7	1546.7	1546.7	1546.7	1546.7	1546.7	1546.7	1546.7
2.5°	1544.4	1543.0	1546.3	1545.8	1543.0	1543.5	1543.5	1544.9	1544.9	1543.9	1543.9
5°	1538.8	1537.8	1541.6	1541.6	1538.8	1539.8	1540.7	1542.1	1541.6	1540.7	1540.2
7.5°	1531.7	1531.3	1535.0	1535.0	1533.1	1534.1	1533.1	1533.6	1532.7	1531.7	1530.3
10°	1520.0	1520.9	1524.3	1525.2	1525.2	1525.7	1524.8	1522.3	1520.9	1519.5	1518.1
12.5°	1509.3	1508.7	1513.5	1515.8	1519.5	1523.7	1520.9	1514.4	1511.6	1508.7	1507.8
15°	1502.2	1502.7	1507.3	1511.6	1518.1	1527.1	1523.7	1513.5	1507.8	1504.5	1503.6
17.5°	1500.8	1501.7	1507.8	1515.3	1522.3	1532.2	1530.3	1520.0	1510.7	1504.5	1503.1
20°	1504.1	1504.5	1514.0	1524.8	1536.9	1546.3	1542.1	1530.8	1518.1	1508.7	1506.4
22.5°	1510.2	1512.1	1523.7	1540.7	1559.4	1572.1	1566.9	1547.7	1528.0	1516.3	1513.0
25°	1529.4	1529.9	1545.8	1568.8	1591.3	1605.8	1599.7	1572.5	1547.2	1534.1	1529.9
27.5°	1569.3	1570.7	1586.6	1613.3	1632.5	1641.9	1638.1	1616.1	1594.5	1580.5	1581.9
30°	1626.9	1628.8	1646.6	1676.1	1687.9	1690.2	1689.3	1678.9	1659.3	1640.5	1641.9
32.5°	1697.2	1698.1	1722.1	1748.8	1758.1	1760.0	1758.1	1748.8	1725.3	1700.0	1701.4
35°	1787.6	1790.4	1813.4	1839.2	1846.7	1850.4	1847.2	1835.0	1810.6	1785.8	1784.8
37.5°	1899.2	1899.7	1923.6	1950.3	1959.7	1960.6	1956.9	1948.9	1918.4	1896.0	1894.5
40°	2028.5	2030.5	2058.5	2087.1	2091.0	2086.7	2091.9	2087.1	2055.7	2030.0	2034.2
42.5°	2186.1	2190.3	2224.1	2252.1	2241.4	2239.1	2242.3	2243.7	2218.4	2187.0	2184.2
45°	2369.3	2373.1	2415.2	2437.8	2430.8	2415.2	2421.8	2433.1	2397.9	2359.1	2362.8
47.5°	2578.3	2587.7	2632.7	2653.9	2636.5	2615.4	2628.1	2644.9	2603.7	2555.4	2553.1
50°	2810.9	2822.6	2882.6	2912.1	2894.8	2855.8	2877.0	2888.2	2828.6	2766.3	2761.2
52.5°	3058.8	3070.6	3146.0	3206.9	3195.7	3135.2	3164.7	3153.0	3084.5	3000.7	2994.1
55°	3339.6	3344.3	3425.8	3524.2	3535.5	3491.0	3489.1	3469.8	3368.7	3271.6	3266.9
57.5°	3628.3	3631.5	3737.0	3853.3	3906.3	3906.3	3853.7	3812.9	3678.4	3566.0	3554.2
60°	3940.0	3951.7	4068.4	4226.3	4350.1	4386.7	4293.9	4182.7	4036.6	3899.2	3885.6
62.5°	4217.5	4231.1	4409.7	4644.9	4843.7	4976.8	4750.0	4569.0	4302.7	4082.5	4056.7
65°	4252.6	4289.2	4549.3	4975.4	5420.2	5685.9	5250.9	4805.2	4320.1	4014.0	3987.8
67.5°	3883.7	3945.6	4297.1	4960.4	5879.5	6449.9	5571.1	4670.2	4008.9	3670.5	3641.4
70°	2984.3	3074.3	3479.7	4338.9	5800.3	6696.0	5370.5	4088.6	3342.4	2978.2	2937.4
72.5°	1637.2	1674.3	2038.9	2971.2	4650.1	5690.2	4479.4	3023.2	2216.5	1803.6	1735.2
75°	519.3	532.5	718.0	1215.9	2630.4	3768.9	2845.5	1484.0	817.0	602.3	595.3
77.5°	230.7	232.0	259.6	354.8	906.0	1909.5	1088.3	404.0	278.4	243.2	251.2
80°	145.8	145.8	160.8	175.8	246.6	554.5	294.4	192.2	164.0	152.3	155.6
82.5°	69.9	77.3	104.5	112.5	135.4	186.6	150.9	125.6	109.6	81.5	75.9
85°	45.9	38.5	66.0	74.5	78.7	89.5	87.7	83.0	71.7	40.8	45.5
87.5°	20.6	19.7	34.2	31.4	29.5	22.5	33.7	41.7	40.3	20.1	20.1
90°	0.0	0.0	0.0	0.0	0.0	0.0	0.0	0.0	0.0	0.0	0.0

(END OF REPORT)